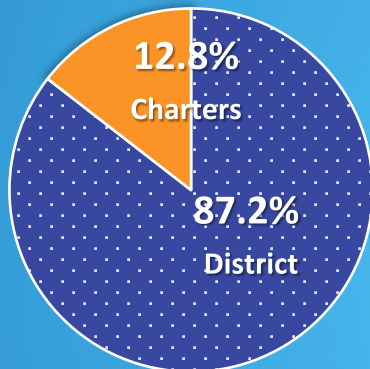


# School Funding Comparison

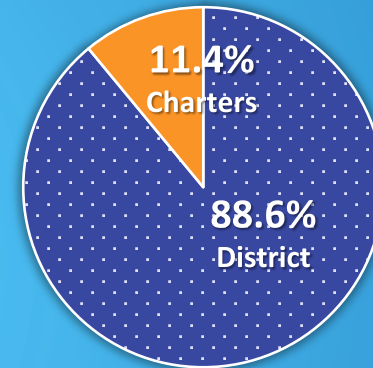
Boston District and Boston Public Charter FY 2015

*Boston public charter schools serve 12.8% of the students but receive 11.4% of the funds*

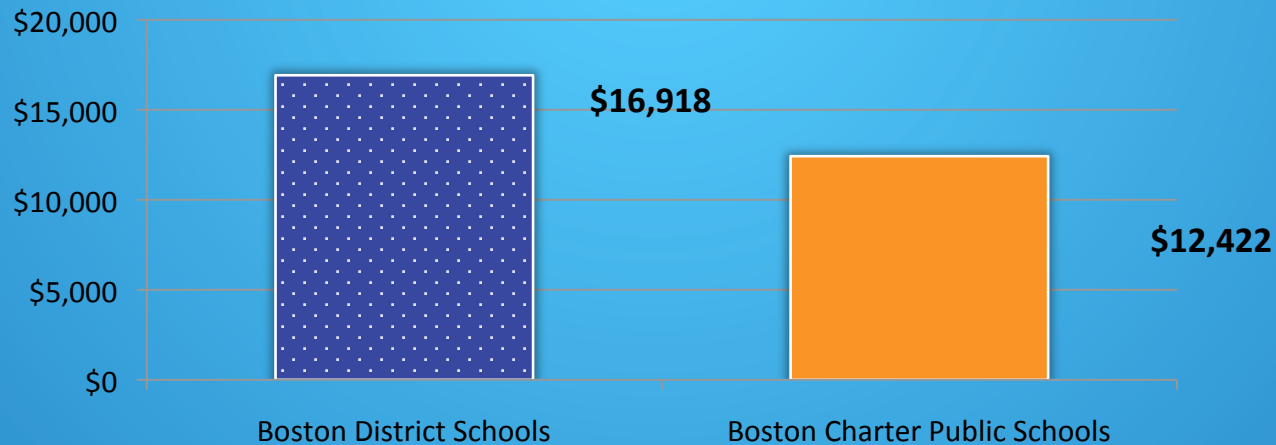
**Percent of Public School Pupils: BPS & Boston Public Charter Schools**



**General Budget Spending: BPS & Boston Public Charters**



**BPS Spending Per Pupil & Net Charter Cost to BPS Per Student**



 **Boston District Schools**

 **Boston Charter Public Schools**

*Spending data reflects General Fund spending from city and state sources.*

*Source: Boston Municipal Research Bureau*